

Preschool Press

AAPS EARLY CHILDHOOD PROGRAMS

JANUARY 2023

PRINCIPAL'S MESSAGE

Dear Preschool Families,

Happy New Year!

Our extended warm wishes to all for a happy and healthy new year. It's a pleasure to see all of the children, teachers and staff back at school after a long, well deserved break.

Just a reminder, children should be appropriately dressed for the winter weather - jacket, hat, mittens, boots. Please feel free to reach out to our Family Community Resource Specialist Team if you need any assistance with winter clothing.

AAPS Kindergarten & Young Fives Round -Up schedule is here (please see attached schedule and registration information on the next page)

Young Fives Program:

- Children who **turn five between May 1 and December 1, 2023**
- This program provides young learners to develop their social skills and school readiness in a small group setting

Kindergarten:

- **Eligible students must turn 5 by December 1, 2023**, to enroll in Kindergarten
- Full Day Kindergarten Program consists of daily literacy, mathematics, science and social studies instruction delivered in developmentally appropriate and exciting ways.

A smooth transition between preschool and Young Fives/Kindergarten is key to a child's social adjustment and future educational success. So please take time to talk to your child's teacher to see if your child is ready to transition to a Young Fives/ Kindergarten program.


Students who are currently enrolled in preschool and are eligible to start kindergarten will receive a letter from the preschool school with information about child's home school and enrollment procedure.

As always thank you for your continued support.

Sincerely,

Kristin Crowe
Principal/ Director
crowek@aaps.k12.mi.us

Jo Ann Serafano Telfer
Assistant Principal /Assistant Director
telferj@aaps.k12.mi.us



IMPORTANT DATES

1/13/23 FRIDAY	School In Session
1/16/23 MONDAY	NO SCHOOL- MLK Jr. Day
1/31/23 TUESDAY	Early Release Day (1:10pm)

UPCOMING EVENTS

01/13/23 FRIDAY	SPIRIT DAY: Mismatched SOCKS day
----------------------------	---

ANNOUNCEMENT

**Bus Transportation Form for
CHANGE in Transportation or
NEW Transportation is due on
FRIDAY, JANUARY 20 by 12pm**



Kindergarten Round-Up

An Exceptional Education Begins with Ann Arbor Public Schools

Join us for our upcoming Kindergarten and Young Fives open houses.

We are excited to share with your family the fun that awaits your child this coming Fall 2023. Meet the staff, learn about the programs, the enrollment process, and get answers to your questions.

You are welcome to attend any of our scheduled open houses, or call your school to schedule a visit.

2023 Kindergarten & Young Fives Round-Up Schedule

A2 STEAM	912 Barton Dr.	(734) 994-1958	Tuesday	2/21/23	6:00-7:00 PM
Abbot	2670 Sequoia Pkwy	(734) 994-1901	Tuesday	2/28/23	6:00-7:00 PM
Allen*	2560 Towner Blvd	(734) 997-1210	Thursday	2/9/23	+5:30-7:00 PM
Angell	1608 S University	(734) 994-1907	Thursday	2/16/23	6:00-7:00 PM
AA Open	920 Miller Rd	(734) 994-1910	Contact the school directly for schedule.		
Bach	600 W Jefferson St	(734) 994-1949	Thursday	2/16/23	6:00-7:30 PM
Bryant	2150 Santa Rosa	(734) 997-1212	Thursday	2/23/23	6:00-7:00 PM
Burns Park	1414 Wells St	(734) 994-1919	Monday	2/27/23	6:00-7:00 PM
Carpenter	4250 Central Blvd	(734) 997-1214	Thursday	2/23/23	6:00-7:00 PM
Dicken	2135 Runnymede Blvd	(734) 994-1928	Thursday	2/23/23	6:00-7:00 PM
Eberwhite	800 Soule Blvd	(734) 994-1934	Thursday	2/23/23	6:00-7:00 PM
Halsley	825 Duncan St	(734) 994-1937	Thursday	2/23/23	6:00-7:00 PM
King	3800 Waldenwood Dr	(734) 994-1940	Wednesday	2/8/23	6:00-7:00 PM
Lakewood	344 Galake Ave	(734) 994-1953	Thursday	2/16/23	6:00-7:00 PM
Lawton	2250 S Seventh St	(734) 994-1946	Thursday	2/16/23	6:00-7:00 PM
Logan	2685 Traver Rd	(734) 994-1807	Wednesday	2/8/23	6:00-7:00 PM
Mitchell	3550 Pittsview Dr	(734) 997-1216	Thursday	2/23/23	6:00-7:00 PM
Pittsfield	2543 Pittsfield Blvd	(734) 997-1218	Thursday	2/23/23	6:00-7:00 PM
Thurston	2300 Prairie St	(734) 994-1970	Thursday	2/16/23	6:00-7:00 PM
Wines	1701 Newport Rd	(734) 994-1973	Wednesday	2/15/23	6:00-7:00 PM

*Includes Tuition Preschool Open House

We look forward to seeing you!



KINDERGARTEN AND YOUNG FIVES ENROLLMENT INFORMATION

Whether you are planning to attend your designated neighborhood school or wish to apply to attend another AAPS Elementary School, all newly enrolled Kindergarten and Young Fives Students must complete an enrollment application. General enrollment information follows.

We encourage all families to apply at the earliest opportunity.

Pre-enrollment to enroll in your neighborhood/attendance area school will open on Monday, January 9, 2023.

To apply go to a2schools.org/enroll.

AAPS residents (residing within the Ann Arbor Public Schools district boundaries), requesting a space available In-District Transfer for a Young Fives student or Kindergartener, may apply during the following window openings:

- 1/9/2023 - 2/13/2023 for Young Fives
- 2/27/2023 - 3/31/2023 for Young Fives and Kindergarten

For more information go to a2schools.org/enrollment and **click on In-District Transfer**.

School of Choice (for families who reside outside of the Ann Arbor Public Schools district boundaries) will occur in late Spring 2023. For more information go to a2schools.org/enrollment and **click on Schools of Choice**.

Young Fives / Early Kindergarten Program - Determined by Space Available for all students

- The Ann Arbor Public Schools Young 5's program is an optional opportunity for those students who meet the age criteria for entrance. The Young 5's program is a district-wide program and enrollment is limited to space availability. As such, enrollment is not guaranteed at neighborhood schools. If you're interested in our Young 5's program for your student, we highly encourage families to enroll now.
- Full-day Young Fives is offered at all elementary and K-8 buildings with the exceptions of Ann Arbor Open and Pattengill Elementary.
- Interested families must complete an online pre-enrollment application at a2schools.org/enrollment. Note: Interest forms collected at the schools are not applications for enrollment.
- In each application window, as applicable, priority is given to 1) Students who live in the school's attendance area, 2) Siblings of currently enrolled transfer student(s) who will attend the same school in the enrolling year, 3) Resident In-District Transfers, and 4) New Schools of Choice students. Random draws will determine placement as needed.

Kindergarten - Regular

- Families must complete an online pre-enrollment application at a2schools.org/enrollment. Note: Interest forms collected at the schools are not applications for enrollment.
- In-District Transfer regular Kindergarten students applying to attend the same school as a sibling, have placement priority provided that the currently enrolled sibling will attend the same school in the enrolling year.
- In each application window, as applicable, priority is given to 1) Students who live in the school's attendance area, 2) Resident In-District Transfers, and 3) New Schools of Choice students. Random draws will determine placement as needed.

Questions

If you have any questions about the Young Fives or regular Kindergarten program please call any of the school locations or contact the office of Elementary Education at goodmanr@a2schools.org or call 734-994-2252.

For questions regarding the online enrollment process, please contact the Student Accounting and Research Services office at enroll@a2schools.org (best) or leave a voice message at 734-994-2249.

FAMILY COMMUNITY RESOURCE SPECIALIST

As we begin this new year and start our next chapter as a preschool community, we would like to express our sincere gratitude to all families for allowing us to be a part of your child's educational experience. We look forward to witnessing continued growth and positive development. In this new year, we would also like to encourage families to reach out to the Family Community Resource Specialist Team for local resources and support. We understand that life brings many obstacles and adversities and we as a team are here to help! If your family is facing a trial please continue to get your student to us every day. Children greatly benefit from a consistent and familiar schedule & environment. Being here at their preschool offers the continued opportunity for positive peer interactions, three nutritional meals, a safe place to learn, rest and play. Daily and consistent attendance gives children security, lend to their overall well-being, learning and supports feelings of personal achievement.

The benefit to our adult preschool family members are knowing that children are in a safe and secure learning environment where children are being cared for and educated. This security offers you the opportunity to work, attend medical appointments, care for other children, continue your education and attend needed appointments to benefit your family. Again, we are greatly honored to share this chapter in your children's lives and are grateful to be a part of your family!

Robin J. Dye

*Family Community
Resource Specialist*



TIPS FOR GETTING DRESSED



Katharina Bragalone
Occupational Therapist

With the colder weather comes the perfect opportunity to work on your child's fine motor and independent dressing skills. Have your child practice putting on/taking off their own snow pants, coat, hat, and gloves/mittens.

Putting on a Coat:

1. Hood first: If your child is wearing a coat with a hood try having them put the hood on first. Once the hood is in place, they can then put their arms in without the coat falling down. OR:
2. If the coat doesn't have a hood, you can sew a small piece of fabric on the inside of their coat (top right, next to the opening of the right sleeve) and teach your child to hold on the fabric with their left hand while putting the right arm in the sleeve.

Stickers on Boots: Children often have a hard time figuring out which foot goes in what shoe/boot. To help your child, cut a sticker in half or paint a dot on the inside part of the sole and have your child line them up before putting them on.



Practice Zipping: Zippers are often made quite small, which can make zipping challenging for young children. One way to help is by adding a larger zipper pull to make it easier to grasp. You can make your own by attaching

a key ring or ribbon to the zipper. It is often easier to practice this skill off the body to start. Practice by zipping clothes for dolls/ stuffed animals/ zipper pouches, etc.



Make dressing practice fun - Practice in front of a mirror or dress dolls/ stuffed animals. Be ready for your child to tell you – “Look I did it myself”

SLEDDING SAFETY TIPS



Kathy Gaines
Physical Therapist



Snow means lots of outdoor fun, but keep in mind that thousands of children are injured each year while sledding. Here are some tips from the American Academy of Orthopedic Surgeons to help you and your child have fun and be safe this winter:

- Children under 12 should always wear a helmet when sledding, especially on hills.
- Wear warm clothing, not only to stay warm in the cold weather, but also as an extra layer to protect against injuries. This includes gloves and boots.
- Always sit in a forward facing position. Never sled head-first.
- Disks, saucers, inner tubes and plastic sheets are more dangerous because they cannot be steered. Also, never sled when it is icy because you will be unable to steer or stop the sled.
- Learn to steer or stop a sled by dragging your feet in the snow. If your sled gets out of control, just roll off and worry about the sled later.
- Children should only sled with adult supervision.
- Never sled near unsafe areas like streets, driveways or parking lots.
- Never sled into a snowbank, which could be covering a rock or tree stump.
- Never sled in the dark.
- With any outdoor winter activity, make sure children come inside often to warm up.

For more information about sledding safety and other winter sports, go to

<http://www.med.umich.edu/rlibr/yourchild/wintsafe.htm>.



Read to a stuffed animal

CLASSROOM SPOTLIGHT

Bryant Preschool

Making Reading Fun For Everyone



Ashlynn Enersen Miranda Messer Carolyn Sochacki



Share books with others




Read with friends!



Read with a sibling before bed



Read all dressed up
for your favorite team!



Read favorites again and again



Read in the car

Read with a relative
on Zoom or Facetime

Read at the library

Read to a pet


Read anywhere!



Read about your favorite things



"Read" and talk about the pictures!



Read on your own



7 WAYS TO SUPPORT LANGUAGE DEVELOPMENT



Jennifer Marenghi
SLP

Every day is a good day to support children's speaking and understanding in early years settings. When it comes to learning to talk, even small acts in every day conversations can have a huge impact. Language thrives when children have opportunities to interact with others and explore in a playful and creative manner.

Children learn to communicate through everyday interactions with children and adults they have a connection with, and by sharing experiences together.

1. Use Comments

Talk about what children are interested in at the time they are interested in it. Use specific labels (say "I like your car" rather than "I like that").

Model good spoken language yourself. Remember to add a word or an idea to what the child has said to really help extend their language learning.

2. Ask Fewer Questions

Lots of questions can put pressure on children to communicate. It may feel like a test and can quickly stop the flow of the conversation. Try the 4 to 1 ratio – for every question you ask, try to make 4 comments.

3. Wait

If you use a question or a comment, WAIT for the child's response before jumping in with more of your own words.

You might need to wait expectantly for as long as 10 seconds before you get a response. Learning to talk is a complex process, and when children are still learning it can take a bit longer for them to process what you've said and respond.

4. Be at The Child's Level

This might mean being physically face to face at their level but also cognitively.

Using language at the right developmental level and keeping the interaction at the child's pace will really help keep to conversation going.

You may need to simplify your language to be at the child's level or one step higher – if the child is speaking in 3- or 4-word sentences, try to speak in sentences of around 3 to 5 words yourself.

5. Take Turns

A good conversation looks like a game of tennis where each person takes a turn, and you keep it going as long as you can (serve and return). The more turns the better

6. Repeat, Repeat, Repeat

Words, songs, stories... there is no such thing as too much repetition for children.

Repetition is great for language learning; children need to hear new words lots of times in many different situations for them to be securely stored in their word bank or lexicon.

7. Make anytime a talking time

Making time for talk can be challenging in busy, free-flow play environments.

Care routines can easily be times for communication too. Just use the strategies above to encourage talk while going about daily routines with children.

Prioritizing time for talk in small groups is also important and using picture books with no words encourages children to talk and explore their imagination by developing their own ideas – let them do the talking!

ACTIVITIES FOR WINTER

Winter is here! In Michigan that means cold, snowy days where we spend a lot of time cooped up inside. This is a time where it can become hard to find things to keep your child engaged without resorting to a screen. Try some of these activities to keep their minds active and engaged over the break!

Reading Stories Together: read as much as you can to your child. Let them retell the story to you using the pictures in the book. The more exposure they have to language, the more their language will expand.

Art Projects: use whatever you have lying around the house. Use your imagination!


Cooking/Preparing Snacks: teach your child the steps to a simple recipe, like making a peanut butter and jelly sandwich. This helps them learn to follow directions!

Sing Songs: this is another fun way to learn language! Plus it's a great way to engage with your child!

Have a Dance Party: What a great way to see your child light up and have some fun!

Amanda Chrzasz-Reedy

Social Worker



MISMATCHED SOCK DAY Friday, January 13

Spirit Day - send your child wearing mismatched socks

MARK YOUR CALENDAR - MARCH 4th


Beginning Monday, March 4th, the Michigan State University Extension Center will host a four week in-person learning session for parents and families based on the Detroit PBS Kids Preschool U Education Program at Westerman Preschool. These sessions cover all aspects of children's development including, language, literacy, cognitive knowledge, physical & motor and social-emotional development. Families will receive take-home activities and learn fun and engaging ways to teach children in your natural environment.

Each session will run from 5:30-7:00pm at the Westerman location (2775 Boardwalk, Ann Arbor 48104).

More information to follow.



SPRIT DAY - WEAR YOUR POD COLOR





- ☑ **SHOP**
- ☑ **DONATE**
- ☑ **SUPPORT**

2280 S. Industrial Hwy. ♦ a2ptothriftshop.org

Supporting Ann Arbor Public Schools and its Students Since 1993

Here's what our community has to say about us . . .

*"As a fundraising chair at my children's school, I always enjoyed finding ways to package up donated goods for our Silent Auction. I always found what I needed at the **Ann Arbor PTO Thrift Shop** and donated back what we didn't sell!" ~Michelle M.*

*"One of my favorite fundraising activities was when we got tokens for schools collecting them to win. Love to support the **Ann Arbor PTO Thrift Shop** and AAPS!" ~Samina D.*

*"As a working parent, my kids wouldn't have been able to participate in after-school activities or tutoring without the donations from the **Ann Arbor PTO Thrift Shop** that helped provide the late buses!" ~Brad B.*

*"I love knowing my children's stuff can be loved by another when I donate to the **Ann Arbor PTO Thrift Shop**. I feel like a contributing part of the community and it keeps things out of landfills!" ~Eddie K.*



Visit our website or FaceBook page for Current Hours

WESTERMAN PRESCHOOL

please check
**Lost
&
Found**

**IF ANY ITEM BELONGS TO YOU
PLEASE CALL THE
WESTERMAN PRESCHOOL OFFICE:
(734)-994-2303**

